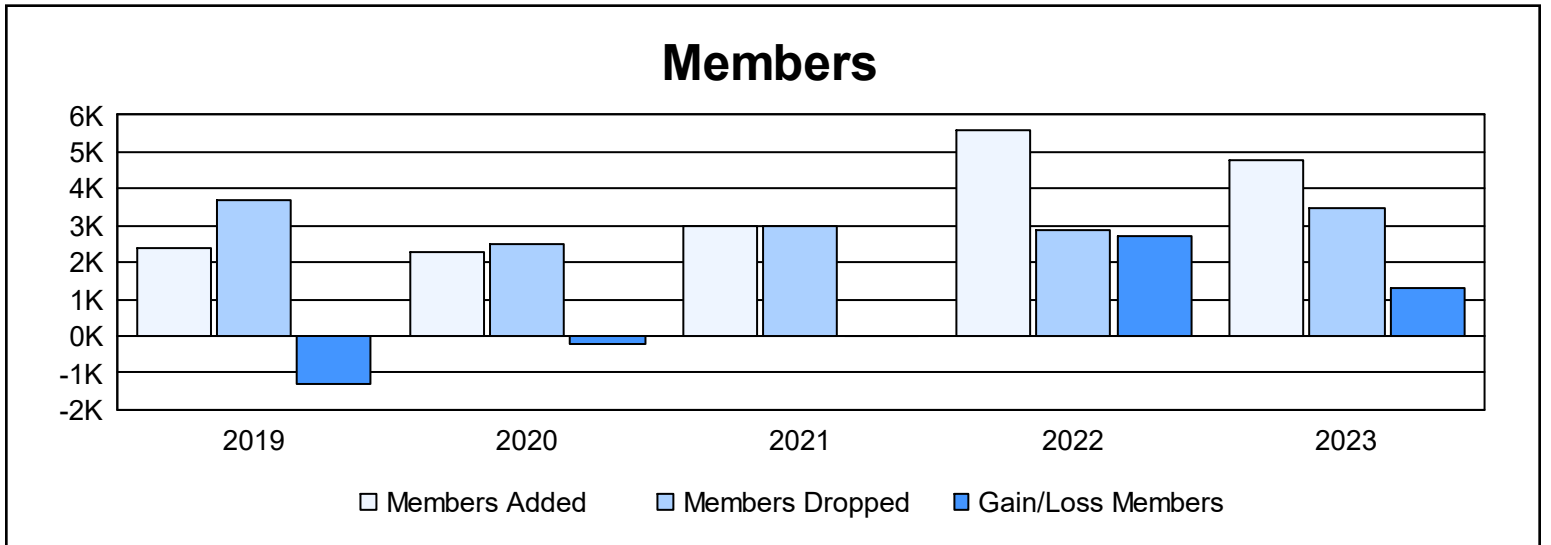
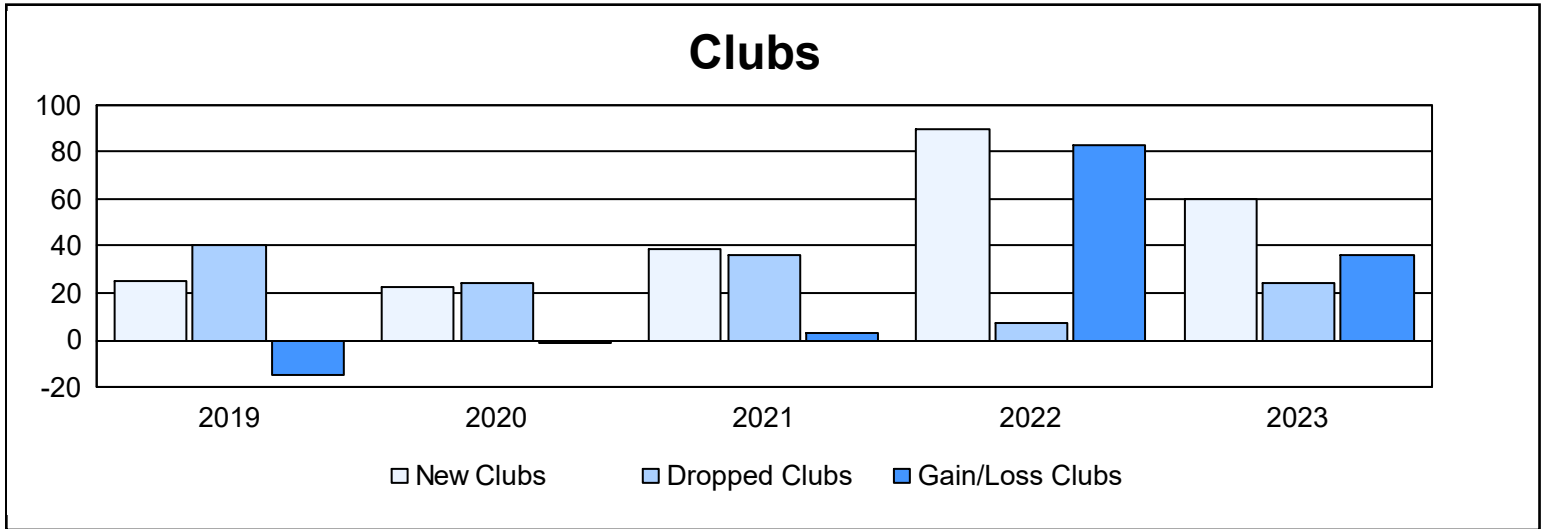
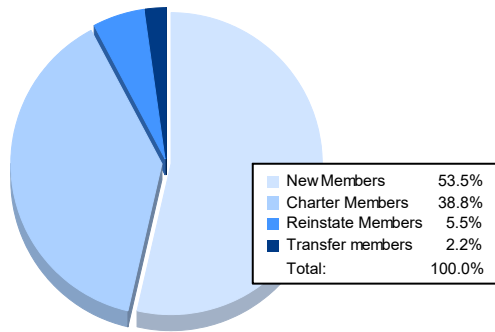


| Year           | New Clubs | Dropped Clubs | Gain/ Loss Clubs | New Members  | Charter Members | Reinstate Members | Transfer Members | Total Member Added | Total Members Dropped | Gain/ Loss Members |
|----------------|-----------|---------------|------------------|--------------|-----------------|-------------------|------------------|--------------------|-----------------------|--------------------|
| 2018-2019      | 25        | 40            | -15              | 1,121        | 791             | 422               | 79               | 2,413              | 3,704                 | -1,291             |
| 2019-2020      | 23        | 24            | -1               | 1,393        | 652             | 191               | 44               | 2,280              | 2,502                 | -222               |
| 2020-2021      | 39        | 36            | 3                | 1,574        | 1,088           | 255               | 75               | 2,992              | 2,986                 | 6                  |
| 2021-2022      | 90        | 7             | 83               | 2,814        | 2,324           | 360               | 85               | 5,583              | 2,872                 | 2,711              |
| 2022-2023      | 60        | 24            | 36               | 2,544        | 1,846           | 262               | 103              | 4,755              | 3,466                 | 1,289              |
| <b>Average</b> | <b>47</b> | <b>26</b>     | <b>21</b>        | <b>1,889</b> | <b>1,340</b>    | <b>298</b>        | <b>77</b>        | <b>3,605</b>       | <b>3,106</b>          | <b>499</b>         |



### Membership Composition June 2023 Cumulative



### Gender Composition June 2023 Cumulative

